GOODRICH SOLUTIONS

WALLCOVERING

158 | VIBRANT

goodrich®

Goodrich Global
SINCE 1983

FABRIC BACKED VINYL TYPE I

WIDEWALL

WIDEWALL

2021 – 2023.12

COMMERCIAL | HOSPITALITY | RESIDENTIAL

GLASS BEAD

WIDEWALL **VIBRANT**

54" Fabric-Backed Vinyl Contract Wallcovering

PHYSICAL PROPERTIES

Weight	15 oz. PLY
Roll Size	54" x 30yds
Backing	Sheeting

Meets or exceeds Federal Specification CCC-W-408D physical characteristics for Type I Wallcovering

FIRE SAFETY

- Class 0/1 – BS476 PART 6/7
- Class "A" – ASTM E-84
  Flame Spread 15; Smoke Developed 30

ENVIRONMENT AND HEALTH

- **WideWall Vibrant** is an environmental – green product as it has eliminated all heavy metals such as lead, mercury, cadmium and chromium.

BATCHING

Since slight variations in color may occur between different production batches, it is important than in one single area, rolls from the same production batch are used.

OTHER CHARACTERISTICS

- Contain antimicrobial additives to resist the growth of mildew and bacteria. Passed ASTM G21. These additives will not prevent mold growth if residual wall moisture is in excess of 4% and/or is allowed to accumulate in or behind the walls.

- **WideWall Vibrant** is supplied with a 5 years warranty against manufacturing defects.

ORIGIN

Made in Thailand, Designed in USA

Vibrant Specification



LONG GRAIN

SKYLINE

Vibrant Collection

MADRAS

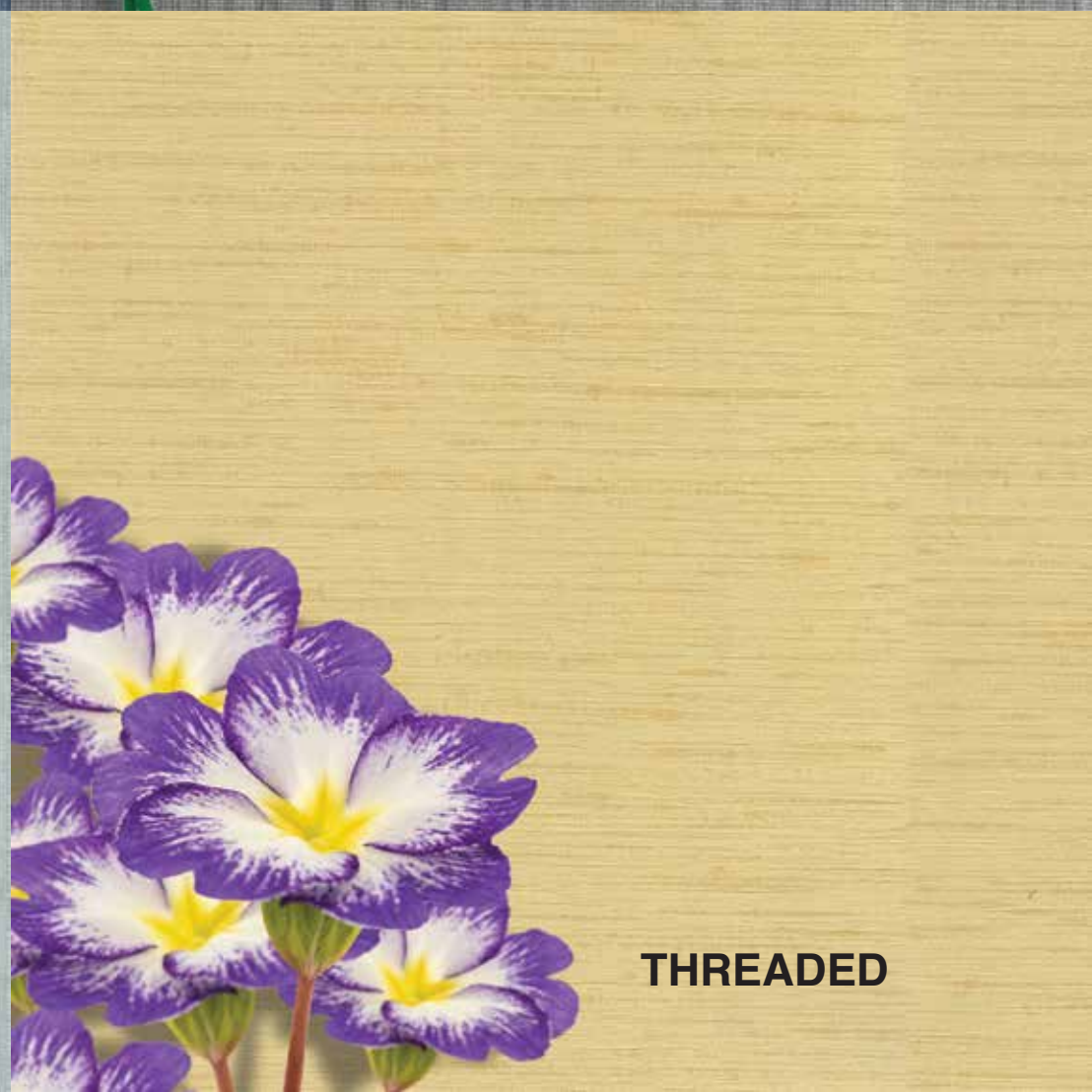

THREADED



WIDEWALL **VIBRANT**

WVA 5001

SIAM

ROLL SIZE	: 54” x 30 yds
PATTERN REPEAT	: 0
BACKING	: Sheeting
WEIGHT	: 15 oz
PATTERN MATCH	: Reverse Random



WIDEWALL **VIBRANT**

WVA 5002

SIAM

ROLL SIZE	: 54” x 30 yds
PATTERN REPEAT	: 0
BACKING	: Sheeting
WEIGHT	: 15 oz
PATTERN MATCH	: Reverse Random



WIDEWALL **VIBRANT**

WVA 5003

SIAM

ROLL SIZE	: 54” x 30 yds
PATTERN REPEAT	: 0
BACKING	: Sheeting
WEIGHT	: 15 oz
PATTERN MATCH	: Reverse Random

WIDEWALL **VIBRANT**

WVA 5004

SIAM

ROLL SIZE	: 54” x 30 yds
PATTERN REPEAT	: 0
BACKING	: Sheeting
WEIGHT	: 15 oz
PATTERN MATCH	: Reverse Random



WIDEWALL **VIBRANT**

WVA 5005

SIAM

ROLL SIZE	: 54” x 30 yds
PATTERN REPEAT	: 0
BACKING	: Sheeting
WEIGHT	: 15 oz
PATTERN MATCH	: Reverse Random

WIDEWALL **VIBRANT**

WVA 5006

SIAM

ROLL SIZE	: 54” x 30 yds
PATTERN REPEAT	: 0
BACKING	: Sheeting
WEIGHT	: 15 oz
PATTERN MATCH	: Reverse Random



WIDEWALL **VIBRANT**

WVA 5007

OUTLINE

ROLL SIZE	: 54” x 30 yds
PATTERN REPEAT	: 0
BACKING	: Sheeting
WEIGHT	: 15 oz
PATTERN MATCH	: Reverse Random

WIDEWALL **VIBRANT**

WVA 5008

OUTLINE

ROLL SIZE	: 54” x 30 yds
PATTERN REPEAT	: 0
BACKING	: Sheeting
WEIGHT	: 15 oz
PATTERN MATCH	: Reverse Random

WIDEWALL **VIBRANT**

WVA 5009

OUTLINE

ROLL SIZE	: 54” x 30 yds
PATTERN REPEAT	: 0
BACKING	: Sheeting
WEIGHT	: 15 oz
PATTERN MATCH	: Reverse Random



WIDEWALL **VIBRANT**

WVA 5010

OUTLINE

ROLL SIZE	: 54” x 30 yds
PATTERN REPEAT	: 0
BACKING	: Sheeting
WEIGHT	: 15 oz
PATTERN MATCH	: Reverse Random



WIDEWALL **VIBRANT**

WVA 5011

OUTLINE

ROLL SIZE	: 54” x 30 yds
PATTERN REPEAT	: 0
BACKING	: Sheeting
WEIGHT	: 15 oz
PATTERN MATCH	: Reverse Random

WIDEWALL **VIBRANT**

WVA 5012

LONG GRAIN

ROLL SIZE	: 54” x 30 yds
PATTERN REPEAT	: 0
BACKING	: Sheeting
WEIGHT	: 15 oz
PATTERN MATCH	: Reverse Random



WIDEWALL **VIBRANT**

WVA 5013

LONG GRAIN

ROLL SIZE	: 54” x 30 yds
PATTERN REPEAT	: 0
BACKING	: Sheeting
WEIGHT	: 15 oz
PATTERN MATCH	: Reverse Random



WIDEWALL **VIBRANT**

WVA 5014

LONG GRAIN

ROLL SIZE	: 54” x 30 yds
PATTERN REPEAT	: 0
BACKING	: Sheeting
WEIGHT	: 15 oz
PATTERN MATCH	: Reverse Random



WIDEWALL **VIBRANT**

WVA 5015

LONG GRAIN

ROLL SIZE	: 54” x 30 yds
PATTERN REPEAT	: 0
BACKING	: Sheeting
WEIGHT	: 15 oz
PATTERN MATCH	: Reverse Random



WIDEWALL **VIBRANT**

WVA 5016

LONG GRAIN

ROLL SIZE	: 54” x 30 yds
PATTERN REPEAT	: 0
BACKING	: Sheeting
WEIGHT	: 15 oz
PATTERN MATCH	: Reverse Random

WIDEWALL **VIBRANT**

WVA 5017

LONG GRAIN

ROLL SIZE	: 54” x 30 yds
PATTERN REPEAT	: 0
BACKING	: Sheeting
WEIGHT	: 15 oz
PATTERN MATCH	: Reverse Random

WIDEWALL **VIBRANT**

WVA 5018

LONG GRAIN

ROLL SIZE	: 54” x 30 yds
PATTERN REPEAT	: 0
BACKING	: Sheeting
WEIGHT	: 15 oz
PATTERN MATCH	: Reverse Random

WIDEWALL **VIBRANT**

WVA 5019

THREADED

ROLL SIZE	: 54” x 30 yds
PATTERN REPEAT	: 0
BACKING	: Sheeting
WEIGHT	: 15 oz
PATTERN MATCH	: Reverse Random

WIDEWALL **VIBRANT**

WVA 5020

THREADED

ROLL SIZE	: 54” x 30 yds
PATTERN REPEAT	: 0
BACKING	: Sheeting
WEIGHT	: 15 oz
PATTERN MATCH	: Reverse Random

WIDEWALL **VIBRANT**

WVA 5021

THREADED

ROLL SIZE	: 54” x 30 yds
PATTERN REPEAT	: 0
BACKING	: Sheeting
WEIGHT	: 15 oz
PATTERN MATCH	: Reverse Random

WIDEWALL **VIBRANT**

WVA 5022

THREADED

ROLL SIZE	: 54” x 30 yds
PATTERN REPEAT	: 0
BACKING	: Sheeting
WEIGHT	: 15 oz
PATTERN MATCH	: Reverse Random

WIDEWALL **VIBRANT**

WVA 5023

MADRAS

ROLL SIZE	: 54” x 30 yds
PATTERN REPEAT	: 0
BACKING	: Sheeting
WEIGHT	: 15 oz
PATTERN MATCH	: Reverse Random

WIDEWALL **VIBRANT**

WVA 5024

MADRAS

ROLL SIZE	: 54” x 30 yds
PATTERN REPEAT	: 0
BACKING	: Sheeting
WEIGHT	: 15 oz
PATTERN MATCH	: Reverse Random



WIDEWALL **VIBRANT**

WVA 5025

MADRAS

ROLL SIZE	: 54” x 30 yds
PATTERN REPEAT	: 0
BACKING	: Sheeting
WEIGHT	: 15 oz
PATTERN MATCH	: Reverse Random

WIDEWALL **VIBRANT**

WVA 5026

MADRAS

ROLL SIZE	: 54” x 30 yds
PATTERN REPEAT	: 0
BACKING	: Sheeting
WEIGHT	: 15 oz
PATTERN MATCH	: Reverse Random

WIDEWALL **VIBRANT**

WVA 5027

MADRAS

ROLL SIZE	: 54” x 30 yds
PATTERN REPEAT	: 0
BACKING	: Sheeting
WEIGHT	: 15 oz
PATTERN MATCH	: Reverse Random



WIDEWALL **VIBRANT**

WVA 5028

MADRAS

ROLL SIZE	: 54” x 30 yds
PATTERN REPEAT	: 0
BACKING	: Sheeting
WEIGHT	: 15 oz
PATTERN MATCH	: Reverse Random

WIDEWALL **VIBRANT**

WVA 5029

CONCRETE

ROLL SIZE	: 54” x 30 yds
PATTERN REPEAT	: 0
BACKING	: Sheeting
WEIGHT	: 15 oz
PATTERN MATCH	: Reverse Random



WIDEWALL **VIBRANT**

WVA 5030

CONCRETE

ROLL SIZE	: 54” x 30 yds
PATTERN REPEAT	: 0
BACKING	: Sheeting
WEIGHT	: 15 oz
PATTERN MATCH	: Reverse Random



WIDEWALL **VIBRANT**

WVA 5031

CONCRETE

ROLL SIZE	: 54” x 30 yds
PATTERN REPEAT	: 0
BACKING	: Sheeting
WEIGHT	: 15 oz
PATTERN MATCH	: Reverse Random



WIDEWALL **VIBRANT**

WVA 5032

CONCRETE

ROLL SIZE	: 54” x 30 yds
PATTERN REPEAT	: 0
BACKING	: Sheeting
WEIGHT	: 15 oz
PATTERN MATCH	: Reverse Random



WIDEWALL **VIBRANT**

WVA 5033

CONCRETE

ROLL SIZE	: 54” x 30 yds
PATTERN REPEAT	: 0
BACKING	: Sheeting
WEIGHT	: 15 oz
PATTERN MATCH	: Reverse Random



WIDEWALL **VIBRANT**

WVA 5034

GLASS BEAD

ROLL SIZE	: 54” x 30 yds
PATTERN REPEAT	: 0
BACKING	: Sheeting
WEIGHT	: 15 oz
PATTERN MATCH	: Reverse Random



WIDEWALL **VIBRANT**

WVA 5035

GLASS BEAD

ROLL SIZE	: 54” x 30 yds
PATTERN REPEAT	: 0
BACKING	: Sheeting
WEIGHT	: 15 oz
PATTERN MATCH	: Reverse Random



WIDEWALL **VIBRANT**

WVA 5036

GLASS BEAD

ROLL SIZE	: 54” x 30 yds
PATTERN REPEAT	: 0
BACKING	: Sheeting
WEIGHT	: 15 oz
PATTERN MATCH	: Reverse Random



WIDEWALL **VIBRANT**

WVA 5037

GLASS BEAD

ROLL SIZE	: 54” x 30 yds
PATTERN REPEAT	: 0
BACKING	: Sheeting
WEIGHT	: 15 oz
PATTERN MATCH	: Reverse Random



WIDEWALL **VIBRANT**

WVA 5038

SKYLINE

ROLL SIZE	: 54” x 30 yds
PATTERN REPEAT	: 0
BACKING	: Sheeting
WEIGHT	: 15 oz
PATTERN MATCH	: Reverse Random

WIDEWALL **VIBRANT**

WVA 5039

SKYLINE

ROLL SIZE	: 54” x 30 yds
PATTERN REPEAT	: 0
BACKING	: Sheeting
WEIGHT	: 15 oz
PATTERN MATCH	: Reverse Random

WVA 5040

SKYLINE

ROLL SIZE	: 54” x 30 yds
PATTERN REPEAT	: 0
BACKING	: Sheeting
WEIGHT	: 15 oz
PATTERN MATCH	: Reverse Random

WIDEWALL **VIBRANT**

WVA 5041

LOUIS V

ROLL SIZE	: 54” x 30 yds
PATTERN REPEAT	: 0
BACKING	: Sheeting
WEIGHT	: 15 oz
PATTERN MATCH	: Reverse Random



WIDEWALL **VIBRANT**

WVA 5042

LOUIS V

ROLL SIZE	: 54” x 30 yds
PATTERN REPEAT	: 0
BACKING	: Sheeting
WEIGHT	: 15 oz
PATTERN MATCH	: Reverse Random



WIDEWALL **VIBRANT**

WVA 5043

LOUIS V

ROLL SIZE	: 54” x 30 yds
PATTERN REPEAT	: 0
BACKING	: Sheeting
WEIGHT	: 15 oz
PATTERN MATCH	: Reverse Random



WIDEWALL **VIBRANT**

WVA 5044

HIDE

ROLL SIZE	: 54” x 30 yds
PATTERN REPEAT	: 0
BACKING	: Sheeting
WEIGHT	: 15 oz
PATTERN MATCH	: Reverse Random

WVA 5045

HIDE

ROLL SIZE	: 54” x 30 yds
PATTERN REPEAT	: 0
BACKING	: Sheeting
WEIGHT	: 15 oz
PATTERN MATCH	: Reverse Random



LOUIS V



OUTLINE

Vibrant Collection

CONCRETE



LONG GRAIN

WIDEWALL (INDEX)

VIBRANT

No	Pattern No	Pattern Name	Weight (Oz)	Pattern Repeat (In)		Pattern Match	Backing	Roll Size
				Horizontal	Vertical			
1	WVA5001	SIAM	15oz	0	0	Reverse Random	Sheeting	54" x 30yds
2	WVA5002	SIAM	15oz	0	0	Reverse Random	Sheeting	54" x 30yds
3	WVA5003	SIAM	15oz	0	0	Reverse Random	Sheeting	54" x 30yds
4	WVA5004	SIAM	15oz	0	0	Reverse Random	Sheeting	54" x 30yds
5	WVA5005	SIAM	15oz	0	0	Reverse Random	Sheeting	54" x 30yds
6	WVA5006	SIAM	15oz	0	0	Reverse Random	Sheeting	54" x 30yds
7	WVA5007	OUTLINE	15oz	0	0	Reverse Random	Sheeting	54" x 30yds
8	WVA5008	OUTLINE	15oz	0	0	Reverse Random	Sheeting	54" x 30yds
9	WVA5009	OUTLINE	15oz	0	0	Reverse Random	Sheeting	54" x 30yds
10	WVA5010	OUTLINE	15oz	0	0	Reverse Random	Sheeting	54" x 30yds
11	WVA5011	OUTLINE	15oz	0	0	Reverse Random	Sheeting	54" x 30yds
12	WVA5012	LONG GRAIN	15oz	0	0	Reverse Random	Sheeting	54" x 30yds
13	WVA5013	LONG GRAIN	15oz	0	0	Reverse Random	Sheeting	54" x 30yds
14	WVA5014	LONG GRAIN	15oz	0	0	Reverse Random	Sheeting	54" x 30yds
15	WVA5015	LONG GRAIN	15oz	0	0	Reverse Random	Sheeting	54" x 30yds
16	WVA5016	LONG GRAIN	15oz	0	0	Reverse Random	Sheeting	54" x 30yds
17	WVA5017	LONG GRAIN	15oz	0	0	Reverse Random	Sheeting	54" x 30yds
18	WVA5018	LONG GRAIN	15oz	0	0	Reverse Random	Sheeting	54" x 30yds
19	WVA5019	THREADED	15oz	0	0	Reverse Random	Sheeting	54" x 30yds
20	WVA5020	THREADED	15oz	0	0	Reverse Random	Sheeting	54" x 30yds
21	WVA5021	THREADED	15oz	0	0	Reverse Random	Sheeting	54" x 30yds
22	WVA5022	THREADED	15oz	0	0	Reverse Random	Sheeting	54" x 30yds
23	WVA5023	MADRAS	15oz	0	0	Reverse Random	Sheeting	54" x 30yds
24	WVA5024	MADRAS	15oz	0	0	Reverse Random	Sheeting	54" x 30yds
25	WVA5025	MADRAS	15oz	0	0	Reverse Random	Sheeting	54" x 30yds
26	WVA5026	MADRAS	15oz	0	0	Reverse Random	Sheeting	54" x 30yds
27	WVA5027	MADRAS	15oz	0	0	Reverse Random	Sheeting	54" x 30yds
28	WVA5028	MADRAS	15oz	0	0	Reverse Random	Sheeting	54" x 30yds
29	WVA5029	CONCRETE	15oz	0	0	Reverse Random	Sheeting	54" x 30yds
30	WVA5030	CONCRETE	15oz	0	0	Reverse Random	Sheeting	54" x 30yds
31	WVA5031	CONCRETE	15oz	0	0	Reverse Random	Sheeting	54" x 30yds
32	WVA5032	CONCRETE	15oz	0	0	Reverse Random	Sheeting	54" x 30yds
33	WVA5033	CONCRETE	15oz	0	0	Reverse Random	Sheeting	54" x 30yds
34	WVA5034	GLASS BEAD	15oz	0	0	Reverse Random	Sheeting	54" x 30yds
35	WVA5035	GLASS BEAD	15oz	0	0	Reverse Random	Sheeting	54" x 30yds
36	WVA5036	GLASS BEAD	15oz	0	0	Reverse Random	Sheeting	54" x 30yds
37	WVA5037	GLASS BEAD	15oz	0	0	Reverse Random	Sheeting	54" x 30yds
38	WVA5038	SKYLINE	15oz	0	0	Reverse Random	Sheeting	54" x 30yds
39	WVA5039	SKYLINE	15oz	0	0	Reverse Random	Sheeting	54" x 30yds
40	WVA5040	SKYLINE	15oz	0	0	Reverse Random	Sheeting	54" x 30yds
41	WVA5041	LOUIS V	15oz	0	0	Reverse Random	Sheeting	54" x 30yds
42	WVA5042	LOUIS V	15oz	0	0	Reverse Random	Sheeting	54" x 30yds
43	WVA5043	LOUIS V	15oz	0	0	Reverse Random	Sheeting	54" x 30yds
44	WVA5044	HIDE	15oz	0	0	Reverse Random	Sheeting	54" x 30yds
45	WVA5045	HIDE	15oz	0	0	Reverse Random	Sheeting	54" x 30yds

Installation and Maintenance Guidelines

BEFORE YOU BEGIN

Examine the material carefully to ensure that the pattern, colour, and quality are satisfactory and as ordered. Check that the quantity and dimensions match the required specifications, prior to cutting. In the event that any discrepancies are found, STOP and contact Goodrich Global before proceeding.

We recommend that the wall moisture content does not exceed 4% using a reputable moisture meter, and that active moisture infiltration, condensation, and/or accumulation - particularly in warm, humid climates - is not present. If walls show mould, mildew or visible moisture damage, or if moisture content exceeds recommendations, do not proceed with installation until the condition has been fully corrected under the direction of a qualified professional. Goodrich Global will not be responsible for any performance or quality issues if moisture problems are not addressed before or following installation.

HANGING GUIDELINES

Wallcovering rolls are numbered consecutively and should be cut and installed in reverse sequence, starting with the highest numbered roll. All strips should be hung in sequence as they are cut from the roll, using full widths of material, whenever possible. Install the wallcovering under permanent lighting conditions to evaluate colour and texture uniformity.

When hanging non-reversible or matching patterns, measure the wall height, allowing for pattern match, add 4", and table trim using a straight edge to ensure alignment across seams. Large, dominant pattern repeats require more careful planning as far as starting point, ceiling line, chair rails, door/window headers, etc. Patterns are meant to match at eye level and may run off slightly at the top and bottom of the wall. When hanging textured or random-match patterns, reverse hang alternate strips for a more uniform appearance; overlap and double cut, being careful not to score the wall. If the pattern effect is not acceptable after three strips are hung, re-hang strip #2 without reversing.

If any defect, colour variation, or unacceptable pattern effect is noticeable after three panels are cut and hung, STOP and contact Goodrich Global immediately. Goodrich Global cannot accept any claims on labour or material after more than three lengths have been installed.

ADHESIVE APPLICATION

Apply a uniform coat of a premixed vinyl wallcovering adhesive to the back of the material using a short-napped paint roller or stiff bristle brush (a pasting machine can be used at the installer's discretion). Goodrich WA202 adhesive is recommended for heavyweight vinyl wallcovering. Fold each sheet over and allow up to 10 minutes booking time for the adhesive to penetrate the backing of the lightweight vinyl material (up to 15 minutes for heavyweight vinyl), and to avoid paste drying at the edges.

Goodrich WA202 Wallcovering Adhesive :

- Specially formulated for all types of contract wallcoverings
- Non Hazardous, Non Toxic, Non Flammable, Non-Staining
- Solvent Free and Formaldehyde Free
- VOC is 0.45mg/kg
- Made in England

SINGAPORE GREEN BUILDING PRODUCT SGBC VERY GOOD

Complies to :

- Regulation (EC No 1907/2006)
- CLP European Regulation (EC) No 1272/2008
- BS3046/1981

INSTALLATION

Hang the first strip to a plumb line, overlapping the ceiling and baseboard, within 12 minutes of paste application. Use a stiff bristle brush to ensure that the wallcovering makes contact with the wall. A plastic smoother can also be used on non-metallic Vinyls, providing only light pressure is applied (do not use sharp-edged tools). Smooth from the middle to the outside edges, being careful not to stretch the material, and work out all air bubbles. Trim at the ceiling and baseboard with a sharp razor blade. For matched patterns, butt the second strip to the edge of the first and smooth out firmly. When double cutting non-matching patterns, place a 2-3" wide strip behind the seam to avoid scoring the wall. Flatten seams exerting light pressure with a seam roller. Low-adhesive painter's tape can be used to keep the face of the seams clean. Before applying the next strip, trim the top and bottom as with the first panel, and proceed in the same manner around the room.

Avoid cutting narrow widths of material for placement above doors and below windows. Vertical joints should not occur less than six inches from inside or outside corners. When trimming at chair rails and ceilings, always use a broad knife rather than a straight edge. Take extra care in keeping the adhesive off the face of the wallcovering.

Remove excess adhesive immediately with a natural sponge, frequently rinsed in clear, warm water, and dry with a soft, lint free cloth. After installation, the walls and wallcovering should be monitored for potential moisture or vapour infiltration, which must be promptly eliminated.

MAINTENANCE

Most wallcovering is easily cleaned using clear, warm water and mild soap with a natural sponge. A soft cloth or towel should only be used to tamp dry (do not rub). Stubborn stains can be removed with a laundry spot remover or rubbing alcohol. Do not use solvent-based cleaning agents, lacquer thinners, nail polish remover, pine oil, or cleaning agents containing bleach, which may cause discoloration over time.

Note: The above is intended only as a guideline. Wallcovering installations must conform to current hanging instructions included with each shipment. The installer has final responsibility for proper installation and evaluation of jobsite conditions.

Installation and Maintenance Guidelines

BEFORE YOU BEGIN

Examine the material carefully to ensure that the pattern, colour, and quality are satisfactory and as ordered. Check that the quantity and dimensions match the required specifications, prior to cutting. In the event that any discrepancies are found, STOP and contact Goodrich Global before proceeding.

We recommend that the wall moisture content does not exceed 4% using a reputable moisture meter, and that active moisture infiltration, condensation, and/or accumulation - particularly in warm, humid climates - is not present. If walls show mould, mildew or visible moisture damage, or if moisture content exceeds recommendations, do not proceed with installation until the condition has been fully corrected under the direction of a qualified professional. Goodrich Global will not be responsible for any performance or quality issues if moisture problems are not addressed before or following installation.

HANGING GUIDELINES

Wallcovering rolls are numbered consecutively and should be cut and installed in reverse sequence, starting with the highest numbered roll. All strips should be hung in sequence as they are cut from the roll, using full widths of material, whenever possible. Install the wallcovering under permanent lighting conditions to evaluate colour and texture uniformity.

When hanging non-reversible or matching patterns, measure the wall height, allowing for pattern match, add 4", and table trim using a straight edge to ensure alignment across seams. Large, dominant pattern repeats require more careful planning as far as starting point, ceiling line, chair rails, door/window headers, etc. Patterns are meant to match at eye level and may run off slightly at the top and bottom of the wall. When hanging textured or random-match patterns, reverse hang alternate strips for a more uniform appearance; overlap and double cut, being careful not to score the wall. If the pattern effect is not acceptable after three strips are hung, re-hang strip #2 without reversing.

If any defect, colour variation, or unacceptable pattern effect is noticeable after three panels are cut and hung, STOP and contact Goodrich Global immediately. Goodrich Global cannot accept any claims on labour or material after more than three lengths have been installed.

ADHESIVE APPLICATION

Apply a uniform coat of a premixed vinyl wallcovering adhesive to the back of the material using a short-napped paint roller or stiff bristle brush (a pasting machine can be used at the installer's discretion). Goodrich WA202 adhesive is recommended for heavyweight vinyl wallcovering. Fold each sheet over and allow up to 10 minutes booking time for the adhesive to penetrate the backing of the lightweight vinyl material (up to 15 minutes for heavyweight vinyl), and to avoid paste drying at the edges.

INSTALLATION

Hang the first strip to a plumb line, overlapping the ceiling and baseboard, within 12 minutes of paste application. Use a stiff bristle brush to ensure that the wallcovering makes contact with the wall. A plastic smoother can also be used on non-metallic Vinyls, providing only light pressure is applied (do not use sharp-edged tools). Smooth from the middle to the outside edges, being careful not to stretch the material, and work out all air bubbles. Trim at the ceiling and baseboard with a sharp razor blade. For matched patterns, butt the second strip to the edge of the first and smooth out firmly. When double cutting non-matching patterns, place a 2-3" wide strip behind the seam to avoid scoring the wall. Flatten seams exerting light pressure with a seam roller. Low-adhesive painter's tape can be used to keep the face of the seams clean. Before applying the next strip, trim the top and bottom as with the first panel, and proceed in the same manner around the room.

Avoid cutting narrow widths of material for placement above doors and below windows. Vertical joints should not occur less than six inches from inside or outside corners. When trimming at chair rails and ceilings, always use a broad knife rather than a straight edge. Take extra care in keeping the adhesive off the face of the wallcovering.

Remove excess adhesive immediately with a natural sponge, frequently rinsed in clear, warm water, and dry with a soft, lint free cloth. After installation, the walls and wallcovering should be monitored for potential moisture or vapour infiltration, which must be promptly eliminated.

MAINTENANCE

Most wallcovering is easily cleaned using clear, warm water and mild soap with a natural sponge. A soft cloth or towel should only be used to tamp dry (do not rub). Stubborn stains can be removed with a laundry spot remover or rubbing alcohol. Do not use solvent-based cleaning agents, lacquer thinners, nail polish remover, pine oil, or cleaning agents containing bleach, which may cause discoloration over time.

Note: The above is intended only as a guideline. Wallcovering installations must conform to current hanging instructions included with each shipment. The installer has final responsibility for proper installation and evaluation of jobsite conditions.

goodrich®

Your cover story

GOODRICH SOLUTIONS

WALLCOVERING

158 | VIBRANT

WITH GOODRICH,

Your habitat becomes

A gallery of
Your **self-expressions**;

A canvas for
Your **creativity**;

A space for
Your **soul**;

A showcase of
Your **taste for life**;

WIDEWALL

Stay Connected - www.goodrichglobal.com | info@goodrichglobal.com

/Goodrich.Global.Singapore /goodrich_global /GoodrichGlobal /GoodrichChina
/GoodrichGlobal /goodrichglobal /GoodrichHQ /Goodrich_Global

SINGAPORE [HQ] | CHINA | HONG KONG (CHINA) | INDIA | INDONESIA | MALAYSIA | MYANMAR | PHILIPPINES | THAILAND | UNITED ARAB EMIRATES | VIETNAM

Copyright © 2021 Goodrich Global. All rights reserved.